


# Start Your Engines -- Let's Get talking!



On-the-Road  
To Senior Kindergarten

If you were a forest animal, which one would you be and why?


On-the-Road  
To Senior Kindergarten

Talk about your three, most favourite camp foods.

On-the-Road  
To Senior Kindergarten

What would it be like to be a tree? What would you say?  
Eat? Do?

On-the-Road  
To Senior Kindergarten




If you were growing grass, what would you say to the people who stepped on you?

On-the-Road  
To Senior Kindergarten



If I were a bird I would ....

On-the-Road  
To Senior Kindergarten



When you are a grown up, what will you put on your grocery list?

On-the-Road  
To Senior Kindergarten




What is your favourite thing to do at the mall and why?

On-the-Road  
To Senior Kindergarten




What kind of car do you think you'll have when you grow up?

On-the-Road  
To Senior Kindergarten




What kind of sea animal would you like to be? What would you do? Eat? Who would you be friends with?

On-the-Road  
To Senior Kindergarten



If you weren't walking, what would the best way to get around the mall be?

On-the-Road  
To Senior Kindergarten



If you could get in the car and go anywhere in the world, where would it be?

On-the-Road  
To Senior Kindergarten

What do you think it would be like to be an astronaut?

On-the-Road  
To Senior Kindergarten

Teachers, add your own here.

On-the-Road  
To Senior Kindergarten

Teachers, add your own here.

On-the-Road  
To Senior Kindergarten

### Teacher Instructions:

1. Reproduce this activity on card stock or plain paper and then laminate.
2. Cut out the cards along the dotted lines.
3. Punch holes in the top left hand corner.
4. Place cards, cover first, on a metal or plastic ring.
5. If you prefer, simply staple the cards together in the upper left hand corner.